

Certificate of Analysis

Sample Name: OG KUSH 1200 mg

LIMS Sample ID: 190404X025

Batch #:

Sample Metric ID:

Sample Type: Infused, Liquid Edible

Batch Count:

Sample Count:

Unit Volume: 30 Milliliters per Unit

Serving Mass:

Density: 0.9348 g/mL

Date Collected: 04/04/2019

Date Received: 04/05/2019

Tested for: Cannapresso

License #:

Address: CA

Produced by:

License #:

Address:

Overall result for batch:

Moisture Test Results

Moisture	% NT

Cannabinoid Test Results

04/07/2019

Cannabinoid analysis utilizing High Performance Liquid Chromatography (HPLC, QSP 5-4-4-4)

	mg/mL	%	LOD mg/mL	LOQ mg/mL
THC	ND	ND	0.0009	0.003
THCa	ND	ND	0.0009	0.003
CBD	47.023	5.0303	0.0009	0.003
CBDa	ND	ND	0.0009	0.003
CBN	ND	ND	0.0009	0.003
CBDV	0.289	0.0309	0.0004	0.001
CBDVa	ND	ND	0.0003	0.001
CBG	ND	ND	0.001	0.003
CBGa	ND	ND	0.0008	0.002
THCV	ND	ND	0.0004	0.001
Δ8 - THC	ND	ND	0.0009	0.003
CBC	ND	ND	0.0011	0.003
THCVa	ND	ND	0.0013	0.004
CBL	ND	ND	0.0021	0.006
CBCa	ND	ND	0.0015	0.005

Sum of Cannabinoids: 47.312 5.0612 1419.360 mg/Unit

Total THC (Δ9THC+0.877*THCa) ND ND
Total CBD (CBD+0.877*CBDa) 47.023 5.0303 1410.690 mg/Unit

THC per Unit
THC per Serving
Action Limit mg 1000.0 ND

Batch Photo

Water Activity Test Results

Water Activity	Aw NT	Action Limit Aw

Terpene Test Results

Terpene analysis utilizing Gas Chromatography - Flame Ionization Detection (GC - FID)


	mg/g	%	LOD mg/g	LOQ mg/g
☐ Bisabolol	NT			
☐ Pinene	NT			
3 Carene	NT			
Borneol	NT			
☐ Caryophyllene	NT			
Geraniol	NT			
☐ Humulene	NT			
Terpinolene	NT			
Valencene	NT			
Menthol	NT			
Nerolidol	NT			
Camphene	NT			
Eucalyptol	NT			
☐ Cedrene	NT			
Camphor	NT			
(-)-Isopulegol	NT			
Sabinene	NT			
☐ Terpinene	NT			
☐ Terpinene	NT			
Linalool	NT			
Limonene	NT			
Myrcene	NT			
Fenchol	NT			
☐ Phellandrene	NT			
Caryophyllene Oxide	NT			
Terpineol	NT			
☐ Pinene	NT			
R-(+)-Pulegone	NT			
Geranyl Acetate	NT			
Citronellol	NT			
p-Cymene	NT			
Ocimene	NT			
Guaial	NT			
Phytol	NT			
Isoborneol	NT			

Total Terpene Concentration: NT

Sample Certification



Scan to verify at sclabs.com
Sample must be marked as public to be viewable


Josh Wurzer, President
Date: 04/07/2019

Sample Name: OG KUSH 1200 mg

LIMS Sample ID: 190404X025

Batch #:

Sample Metric ID:

Sample Type: Infused, Liquid Edible

Batch Count:

Sample Count:

Unit Volume: 30 Milliliters per Unit

Serving Mass:

Density: 0.9348 g/mL

Date Collected: 04/04/2019

Date Received: 04/05/2019

Tested for: Cannapresso

License #:

Address: CA

Produced by:

License #:

Address:

Overall result for batch:

Pesticide Test Results

04/07/2019

Pesticide, Fungicide and plant growth regulator analysis utilizing HPLC-Mass Spectrometry

	µg/g	Action Limit µg/g	Reporting Limit µg/g
Abamectin	ND	0.3	0.05
Bifenazate	ND	5.0	0.05
Bifenthrin	ND	0.5	0.25
Boscalid	ND	10.0	0.05
Etiozazole	ND	1.5	0.05
Imidacloprid	ND	3.0	1.5
Myclobutanil	ND	9.0	0.05
Piperonylbutoxide	ND	8.0	1.5
Pyrethrins	ND	1.0	0.25
Spinosad	ND	3.0	0.05
Spiromesifen	ND	12.0	0.05
Spirotetramat	ND	13.0	0.05

Heavy Metal Test Results

Heavy metal analysis utilizing Inductively Coupled Plasma Mass Spectrometry (ICP-MS)

	µg/g	Action Limit µg/g	LOD µg/g	LOQ µg/g
Cadmium	NT			
Lead	NT			
Arsenic	NT			
Mercury	NT			

Mycotoxin Test Results


Mycotoxin analysis utilizing HPLC-Mass Spectrometry

	µg/kg	Action Limit µg/kg	LOD µg/kg	LOQ µg/kg
Aflatoxin B1, B2, G1, G2	NT			
Ochratoxin A	NT			

Sample Certification



Scan to verify at sclabs.com
 Sample must be marked as public to be viewable


 Josh Wurzer, President
 Date: 04/07/2019

Sample Name: OG KUSH 1200 mg

LIMS Sample ID: 190404X025

Batch #:

Sample Metric ID:

Sample Type: Infused, Liquid Edible

Batch Count:

Sample Count:

Unit Volume: 30 Milliliters per Unit

Serving Mass:

Density: 0.9348 g/mL

Date Collected: 04/04/2019

Date Received: 04/05/2019

Tested for: Cannapresso

License #:

Address: CA

Produced by:

License #:

Address:

Overall result for batch:

Residual Solvent Test Results

04/06/2019

Note

Residual Solvent analysis utilizing Gas Chromatography - Mass Spectrometry (GC - MS)

	µg/g	Action Limit µg/g	LOD µg/g	LOQ µg/g
1,2-Dichloroethane	NT			
Benzene	NT			
Chloroform	NT			
Ethylene Oxide	NT			
Methylene chloride	NT			
Trichloroethylene	NT			
Acetone	ND	5000.0	371.43	1088.28
Acetonitrile	ND	410.0	0.657	1.925
Butane	ND	5000.0	107.06	313.69
Ethanol	ND	5000.0	149.81	438.94
Ethyl acetate	ND	5000.0	149.48	437.97
Ethyl ether	ND	5000.0	375.12	1099.1
Heptane	ND	5000.0	149.21	437.17
Hexane	ND	290.0	18.5	54.22
Isopropyl Alcohol	ND	5000.0	74.61	218.59
Methanol	ND	3000.0	96.47	282.66
Pentane	ND	5000.0	149.25	437.31
Propane	ND	5000.0	106.66	312.5
Toluene	ND	890.0	7.107	20.82
Total Xylenes	ND	2170.0	1.387	4.065

Microbiological Test Results

04/06/2019

PCR and fluorescence detection of microbiological impurities

		Action Limit
Shiga toxin-producing Escherichia coli	ND	ND
Salmonella spp.	ND	ND
Aspergillus fumigatus	NT	
Aspergillus flavus	NT	
Aspergillus niger	NT	
Aspergillus terreus	NT	


Foreign Material Test Results

NT

Sample Certification



Scan to verify at sclabs.com
Sample must be marked as public to be viewable


Josh Wurzer, President
Date: 04/07/2019