



FCC Verification Test Report



Product : Portable Mesh Nebulizer

Model Number : Air Pro, Air Pro Plus, Air Pro 1, Air Pro 2, Air Pro 3, Air Pro 4, Air Pro 5, Air Pro 6, Air Pro 7, Air Pro 8, Air Pro 9, Air Pro 10, Air Mask 1, Air Mask 2, Air Mask 3

Prepared for : Cannapresso Health INC.

Address : 202 North California Ave, City of Industry, CA. 91744 U.S.A.

Prepared By : Shenzhen ZCT Technology Co.,Ltd.

Address : 3F, 5th Building, Hongsheng Industrial Zone, No.4336 Bao'an Road, Bao'an District, Shenzhen, China.

Tel : 400-669-6965

Fax : (86) 755-23702323

Report No. : 17ZCTE0918003FR


Date of Test : Sept.19, 2017

Date of Rep. : Sept.20, 2017

Prepared by(Engineer): 

Reviewer(Quality Manager): 

Approved & Authorized Signer(Manager): 



Contents

COVER PAGE

Contents.....	2
1 Test Summary.....	3
2 General Information.....	3
2.1 General Description Of EUT.....	3
3 Equipments List For All Test Items.....	4
4 Emission Test Results.....	5
4.1 Mains Terminals Disturbance Voltage Measurement.....	5
4.1.1 E.U.T. Operation.....	5
4.1.2 Test Specification.....	5
4.1.3 Measurement Data.....	5
4.2 Radiated Emissions Measurement.....	6
4.2.1 E.U.T. Operation.....	6
4.2.2 Test Specification.....	6
4.2.3 Measurement Data.....	6
5 APPENDIX-Photographs of EUT Constructional Details.....	9



1 Test Summary

Test	Test Method	Criterion	Result
Mains Terminals Disturbance Voltage, 150kHz to 30MHz	FCC Part15B ANSI C63.4:2014	Limits	N/A
Radiated Emissions 30MHz to 1GHz	FCC Part15B ANSI C63.4:2014	Limits	PASS

2 General Information

2.1 General Description Of EUT

Manufacturer:	Cannapresso Health INC.
Manufacturer Address:	202 North California Ave, City of Industry, CA 91744 U.S.A.
EUT Name:	Portable Mesh Nebulizer
Trade Name:	
Model No:	Air Pro
Attached No.:	Air Pro Plus, Air Pro 1, Air Pro 2, Air Pro 3, Air Pro 4, Air Pro 5, Air Pro 6, Air Pro 7, Air Pro 8, Air Pro 9, Air Pro 10, Air Mask 1, Air Mask 2, Air Mask 3
Power Supply Range:	Input: :DC 5V 1A
Test Supply:	Input: :DC 5V 1A

3 Equipments List For All Test Items

No.	Equipment	Manufacturer	Model No.	S/N	Cal date
1	EMI Test Receiver	R&S	ESCI	100612	2017-05-31
2	EMI Test Receiver	R&S	ESPI	100067	2017-05-31
3	Amplifier	HP	8447D	1937A02415	2017-05-31
4	Single Power Conductor Module	FCC	FCC-LISN-5-50-1-01-CISPR25	07118	2017-05-31
5	TRILOG Broadband Test-Antenna	SCHWARZBECK	VULB9163	9163-387	2017-05-31
6	Horn Antenna	SCHWARZBECK	BBHA9120A	B08000991-0021	2017-05-31
7	High Field Biconical Antenna	ELECTRO-METRICS	EM-6913	169	2017-05-31
8	Log Periodic Antenna	ELECTRO-METRICS	EM-6950	818	2017-05-31
9	Remote Active Vertical Antenna	ELECTRO-METRICS	EM-6892	354	2017-05-31
10	Power Clamp	SCHWARZBECK	MDS-21	3898	2017-05-31
11	Single Power Conductor Module	FCC	FCC-LISN-5-50-1-01-CISPR25	07254	2017-05-31
12	Teo Line Single Phase Module	SCHWARZBECK	NSLK8128	D-69124	2017-05-31
13	Positioning Controller	C&C	CC-C-1F	MF7802155	2017-05-31
14	Electrostatic Discharge Simulator	TESEQ	NSG437	128	2017-05-31
15	Fast Transient Burst Generator	SCHAFFNER	MODULA6150	34587	2017-05-31
16	Fast Transient Noise Simulator	Noiseken	FNS-105AX	31438	2017-05-31
17	Capacitive Coupling Clamp	TESEQ	CDN8014	25115	2017-05-31
18	Color TV Pattern Genenator	PHILIPS	PM5418	TM209966	N/A
19	Power Frequency Magnetic Field Gene	EVERFINE	EMS61000-8K	608085	2017-05-31
20	Triple-Loop Antenna	EVERFINE	LLA-2	607035	2017-05-31
21	10dB attenuator	SCHWARZBECK	MTAIMP-136	R65.90.0009	2017-05-31
22	AC Power Source	California Instrumnets	5001ix-400-N0	HK53570	2017-05-31
23	Power Analyzer	California Instrumnets	PACS-1	X71719	2017-05-31

4 Emission Test Results

4.1 Mains Terminals Disturbance Voltage Measurement

Frequency Range:

150kHz to 30MHz

Detector

Peak for pre-scan (9kHz Resolution Bandwidth)
Quasi-Peak & Average if maximum peak within 6dB of Average Limit

4.1.1 E.U.T. Operation

Operating Environment:

Temperature:

24 °C

Humidity:

55% RH

Atmospheric Pressure:

101

Kpa

EUT Operation:

Normal

4.1.2 Test Specification

EUT was placed upon a wooden test table 0.8m above the horizontal metal reference plane and 0.4m from the vertical ground plane, and it was connected to an AMN. The closest distance between the boundary of the EUT and the surface of the AMN is 0.8m, All peripherals were connected to another AMN, and placed at a distance of 10 cm from each other. A spectrum and receiver was connected to the RF output port of the AMN. Both average and quasi-peak value were detected.

Associated with the conducted emission test data in this report is a ± 1.54 dB measurement uncertainty.

4.1.3 Measurement Data

An initial pre-scan was performed on the live and neutral lines.

Quasi-peak or average measurements were performed at the frequency which maximum peak emissions were detected.

Please refer to the attached quasi-peak & average measurement data.

N/A

4.2 Radiated Emissions Measurement

Frequency Range:	30MHz to 1GHz
Measurement Distance:	3 m
Detector:	Peak for pre-scan (120kHz resolution bandwidth)
	Quasi-Peak if maximum peak within 6dB of limit

4.2.1 E.U.T. Operation

Operating Environment:

Temperature:	24.2 °C	Humidity:	54% RH	Atmospheric Pressure:	101	Kpa
EUT Operation:	Normal					

4.2.2 Test Specification

EUT was placed upon a wooden test table which was placed on the turn table 0.8m above the horizontal metal ground plane, and operating in the mode as mentioned above. A receiving antenna was placed 3m away from the EUT. During testing, turn around the turn table and move the antenna from 1m to 4m to find the maximum field-strength reading. All peripherals were placed at a distance of 10cm between each other. Both horizontal and vertical antenna polarities were tested.

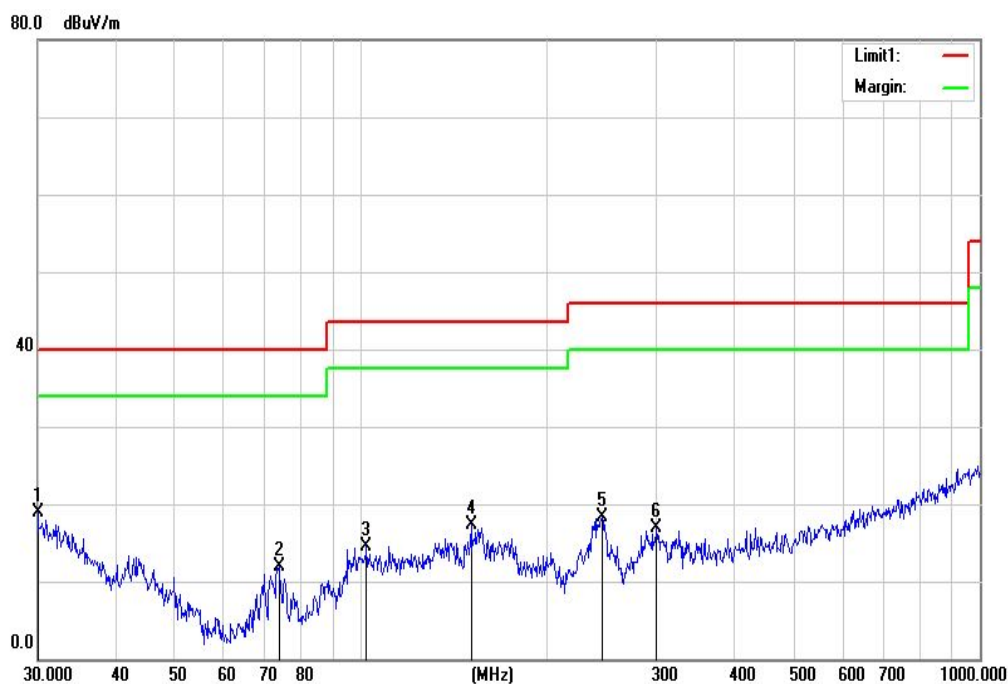
Associated with the radiated emission test data in this report is a ± 3.08 dB measurement uncertainty.

4.2.3 Measurement Data

An initial pre-scan was performed in the 3m chamber using the spectrum analyzers in peak detection mode. The EUT was measured by Biology antenna with 2 orthogonal polarities and peak emissions from the EUT were detected within 6dB of the class B limit line.

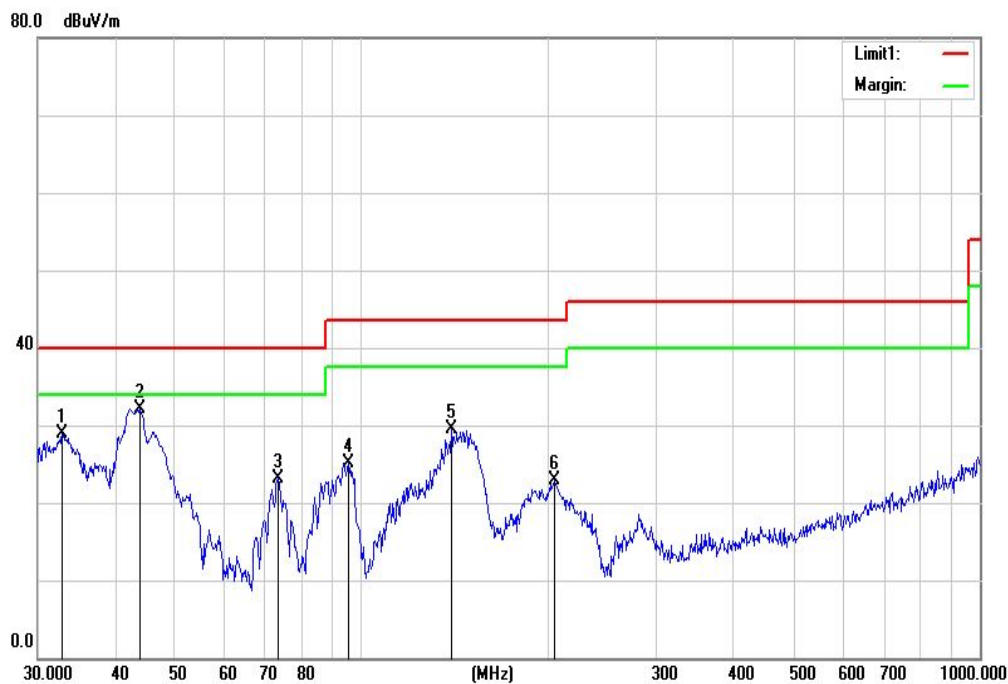
The following quasi-peak measurements were performed on the EUT.

EUT:	Portable Mesh Nebulizer	Model No.:	Air Pro
Temperature:	24.2℃	Relative Humidity:	54%
Distance:	3m	Test Power:	DC 5V
Polarization:	Horizontal	Test Result:	Pass
Standard:	(RE)FCC PART 15 class B 3m	Test By:	King
Note:	Normal		



No.	Frequency	Reading	Correct	Result	Limit	Margin	Remark
	(MHz)	(dBuV)	Factor(dB/m)	(dBuV/m)	(dBuV/m)	(dB)	
1*	30.0000	27.99	-9.15	18.84	40.00	-21.16	QP
2	73.6170	34.48	-22.67	11.81	40.00	-28.19	QP
3	102.0014	32.26	-17.67	14.59	43.50	-28.91	QP
4	150.5378	32.82	-15.58	17.24	43.50	-26.26	QP
5	245.0900	34.48	-16.23	18.25	46.00	-27.75	QP
6	300.3673	30.36	-13.36	17.00	46.00	-29.00	QP

EUT:	Portable Mesh Nebulizer	Model No.:	Air Pro
Temperature:	24.2℃	Relative Humidity:	54%
Distance:	3m	Test Power:	DC 5V
Polarization:	Vertical	Test Result:	Pass
Standard:	(RE)FCC PART 15 class B 3m	Test By:	King
Note:	Normal		



No.	Frequency (MHz)	Reading (dBuV)	Correct Factor(dB/m)	Result (dBuV/m)	Limit (dBuV/m)	Margin (dB)	Remark
1	32.8637	39.86	-10.95	28.91	40.00	-11.09	QP
2*	43.8119	50.34	-18.28	32.06	40.00	-7.94	QP
3	73.3593	45.90	-22.70	23.20	40.00	-16.80	QP
4	95.4270	44.39	-19.24	25.15	43.50	-18.35	QP
5	139.8508	44.45	-15.00	29.45	43.50	-14.05	QP
6	205.6751	40.76	-17.95	22.81	43.50	-20.69	QP

5 APPENDIX-Photographs of EUT Constructional Details




Photo 1



Photo 2




Photo 3



Photo 4



Photo 5

--End of report--

