

Certificate of Analysis

Sample Name: STRAWBERRY 6000 mg
 LIMS Sample ID: 190404X021
 Batch #:
 Sample Metric ID:
 Sample Type: Infused, Liquid Edible
 Batch Count:
 Sample Count:
 Unit Volume: 30 Milliliters per Unit
 Serving Mass:
 Density: 0.9447 g/mL

Date Collected: 04/04/2019
 Date Received: 04/05/2019
 Tested for: Cannapresso
 License #:
 Address: CA
 Produced by:
 License #:
 Address:
 Overall result for batch:

Moisture Test Results

Moisture	% NT

Cannabinoid Test Results

04/07/2019

Cannabinoid analysis utilizing High Performance Liquid Chromatography (HPLC, QSP 5-4-4-4)

	mg/mL	%	LOD mg/mL	LOQ mg/mL
THC	ND	ND	0.0009	0.003
THCa	ND	ND	0.0009	0.003
CBD	221.870	23.4858	0.0009	0.003
CBDa	ND	ND	0.0009	0.003
CBN	ND	ND	0.0009	0.003
CBDV	1.414	0.1497	0.0004	0.001
CBDVa	ND	ND	0.0003	0.001
CBG	ND	ND	0.001	0.003
CBGa	ND	ND	0.0008	0.002
THCV	ND	ND	0.0004	0.001
Δ8 - THC	ND	ND	0.0009	0.003
CBC	ND	ND	0.0011	0.003
THCVa	ND	ND	0.0013	0.004
CBL	ND	ND	0.0021	0.006
CBCa	ND	ND	0.0015	0.005

Sum of Cannabinoids:	223.284	23.6354	6698.520 mg/Unit
Total THC (Δ9THC+0.877*THCa)	ND	ND	ND
Total CBD (CBD+0.877*CBDa)	221.870	23.4858	6656.100 mg/Unit

	Action Limit mg	
THC per Unit	1000.0	ND
THC per Serving		

Batch Photo

Water Activity Test Results

Water Activity	Aw NT	Action Limit Aw

Terpene Test Results

Terpene analysis utilizing Gas Chromatography - Flame Ionization Detection (GC - FID)


	mg/g	%	LOD mg/g	LOQ mg/g
<input type="checkbox"/> Bisabolol	NT			
<input type="checkbox"/> Pinene	NT			
<input type="checkbox"/> 3-Carene	NT			
<input type="checkbox"/> Borneol	NT			
<input type="checkbox"/> Caryophyllene	NT			
<input type="checkbox"/> Geraniol	NT			
<input type="checkbox"/> Humulene	NT			
<input type="checkbox"/> Terpinolene	NT			
<input type="checkbox"/> Valencene	NT			
<input type="checkbox"/> Menthol	NT			
<input type="checkbox"/> Nerolidol	NT			
<input type="checkbox"/> Camphene	NT			
<input type="checkbox"/> Eucalyptol	NT			
<input type="checkbox"/> Cedrene	NT			
<input type="checkbox"/> Camphor	NT			
<input type="checkbox"/> (-)-Isopulegol	NT			
<input type="checkbox"/> Sabinene	NT			
<input type="checkbox"/> Terpinene	NT			
<input type="checkbox"/> Terpinene	NT			
<input type="checkbox"/> Linalool	NT			
<input type="checkbox"/> Limonene	NT			
<input type="checkbox"/> Myrcene	NT			
<input type="checkbox"/> Fenchol	NT			
<input type="checkbox"/> Phellandrene	NT			
<input type="checkbox"/> Caryophyllene Oxide	NT			
<input type="checkbox"/> Terpineol	NT			
<input type="checkbox"/> Pinene	NT			
<input type="checkbox"/> R-(+)-Pulegone	NT			
<input type="checkbox"/> Geranyl Acetate	NT			
<input type="checkbox"/> Citronellol	NT			
<input type="checkbox"/> p-Cymene	NT			
<input type="checkbox"/> Ocimene	NT			
<input type="checkbox"/> Guaiol	NT			
<input type="checkbox"/> Phytol	NT			
<input type="checkbox"/> Isoborneol	NT			

Total Terpene Concentration: NT

Sample Certification



Scan to verify at sclabs.com
 Sample must be marked as public to be viewable


 Josh Wurzer, President
 Date: 04/07/2019

Sample Name: STRAWBERRY 6000 mg

LIMS Sample ID: 190404X021

Batch #:

Sample Metric ID:

Sample Type: Infused, Liquid Edible

Batch Count:

Sample Count:

Unit Volume: 30 Milliliters per Unit

Serving Mass:

Density: 0.9447 g/mL

Date Collected: 04/04/2019

Date Received: 04/05/2019

Tested for: Cannapresso

License #:

Address: CA

Produced by:

License #:

Address:

Overall result for batch:

Pesticide Test Results

04/07/2019

Pesticide, Fungicide and plant growth regulator analysis utilizing HPLC-Mass Spectrometry

	µg/g	Action Limit µg/g	Reporting Limit µg/g
Abamectin	ND	0.3	0.05
Bifenazate	ND	5.0	0.05
Bifenthrin	ND	0.5	0.25
Boscalid	ND	10.0	0.05
Etoxazole	ND	1.5	0.05
Imidacloprid	ND	3.0	1.5
Myclobutanil	ND	9.0	0.05
Piperonylbutoxide	ND	8.0	1.5
Pyrethrins	ND	1.0	0.25
Spinosad	ND	3.0	0.05
Spiromesifen	ND	12.0	0.05
Spirotetramat	ND	13.0	0.05

Heavy Metal Test Results

Heavy metal analysis utilizing Inductively Coupled Plasma Mass Spectrometry (ICP-MS)

	µg/g	Action Limit µg/g	LOD µg/g	LOQ µg/g
Cadmium	NT			
Lead	NT			
Arsenic	NT			
Mercury	NT			

Mycotoxin Test Results


Mycotoxin analysis utilizing HPLC-Mass Spectrometry

	µg/kg	Action Limit µg/kg	LOD µg/kg	LOQ µg/kg
Aflatoxin B1, B2, G1, G2	NT			
Ochratoxin A	NT			

Sample Certification



Scan to verify at sclabs.com
 Sample must be marked as public to be viewable


 Josh Wurzer, President
 Date: 04/07/2019

Sample Name: STRAWBERRY 6000 mg
 LIMS Sample ID: 190404X021
 Batch #:
 Sample Metric ID:
 Sample Type: Infused, Liquid Edible
 Batch Count:
 Sample Count:
 Unit Volume: 30 Milliliters per Unit
 Serving Mass:
 Density: 0.9447 g/mL

Date Collected: 04/04/2019
 Date Received: 04/05/2019
 Tested for: Cannapresso
 License #:
 Address: CA
 Produced by:
 License #:
 Address:
 Overall result for batch:

Residual Solvent Test Results

04/06/2019

Note

Residual Solvent analysis utilizing Gas Chromatography - Mass Spectrometry (GC - MS)

	µg/g	Action Limit µg/g	LOD µg/g	LOQ µg/g
1,2-Dichloroethane	NT			
Benzene	NT			
Chloroform	NT			
Ethylene Oxide	NT			
Methylene chloride	NT			
Trichloroethylene	NT			
Acetone	ND	5000.0	371.43	1088.28
Acetonitrile	ND	410.0	0.657	1.925
Butane	ND	5000.0	107.06	313.69
Ethanol	<LOQ	5000.0	149.81	438.94
Ethyl acetate	ND	5000.0	149.48	437.97
Ethyl ether	ND	5000.0	375.12	1099.1
Heptane	ND	5000.0	149.21	437.17
Hexane	ND	290.0	18.5	54.22
Isopropyl Alcohol	ND	5000.0	74.61	218.59
Methanol	ND	3000.0	96.47	282.66
Pentane	ND	5000.0	149.25	437.31
Propane	ND	5000.0	106.66	312.5
Toluene	ND	890.0	7.107	20.82
Total Xylenes	ND	2170.0	1.387	4.065

Microbiological Test Results

04/06/2019

PCR and fluorescence detection of microbiological impurities

		Action Limit
Shiga toxin-producing Escherichia coli	ND	ND
Salmonella spp.	ND	ND
Aspergillus fumigatus	NT	
Aspergillus flavus	NT	
Aspergillus niger	NT	
Aspergillus terreus	NT	


Foreign Material Test Results

NT

Sample Certification



Scan to verify at sclabs.com
 Sample must be marked as public to be viewable


 Josh Wurzer, President
 Date: 04/07/2019